



The Science Department organised SciFest 2021 on Monday 1st February. It witnessed the active participation of the students of Classes 5 to 11.

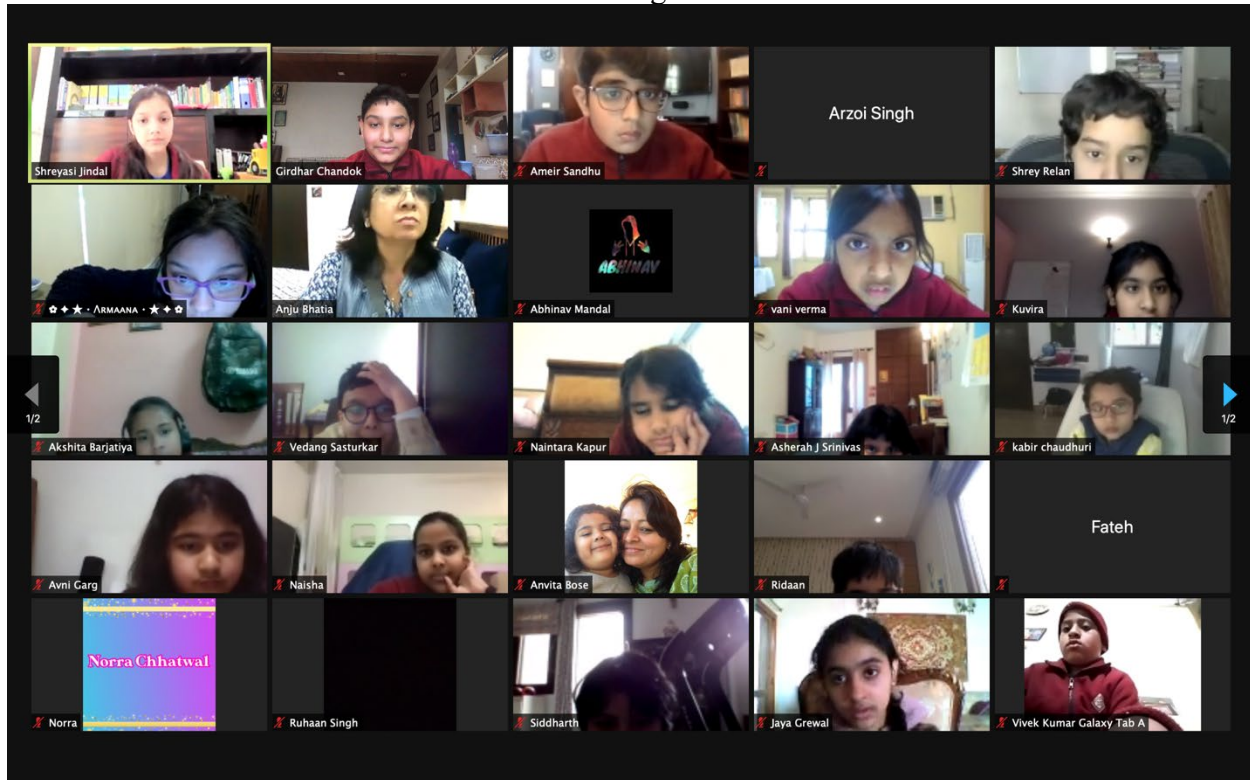
Children of Classes 5 to 7 performed and recorded several experiments, those of Class 8 designed 'Toys' out of 'Trash', and the students of Class 9 designed the 'Rube Goldberg Experiments'. These were showcased in the form of movies.

The students of Class 9 conducted peer teaching on various scientific concepts and those of Class 11 for the children of classes 3 to 7. Debates on interesting topics such as 'Artificial Intelligence can replace Human Intelligence,' and 'Gene editing should be allowed to guarantee health' were conducted for classes 8 and 9.

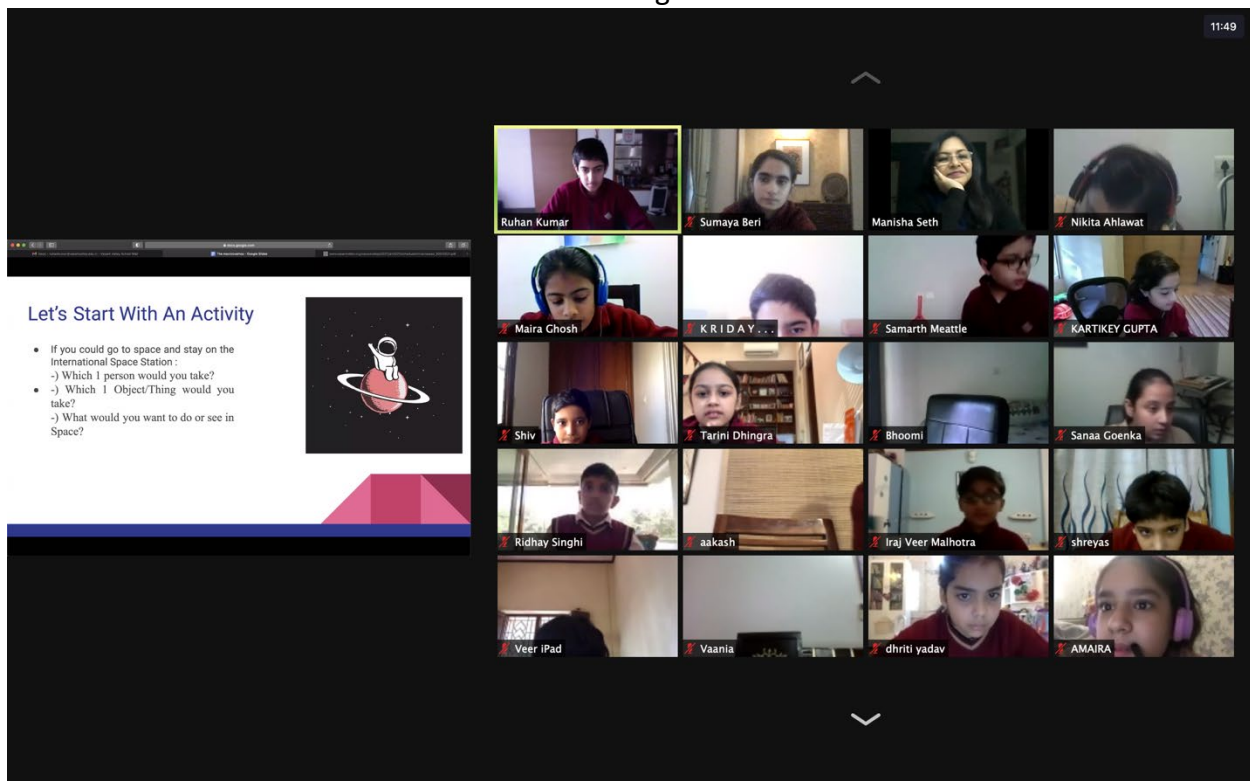
The showstopper was the release of the online Science Magazine-Curiosity, which displays our students' creativity and inquisitive nature.

The screenshot shows a Zoom video conference interface. On the left, a presentation slide titled "VOLCANOES AROUND THE WORLD" is displayed. The slide features a central orange vertical bar with a horizontal bar crossing it, forming a cross shape. Surrounding this central graphic are eight circular icons, each connected to a photograph of a volcano and its location. The volcanoes and locations are: Mount Fuji (Japan), Mount Vesuvius (Italy), Eyjafjallajökull (Iceland), Mount Etna (Italy), Pacaya (Guatemala), Barren Island (India), and two others that are partially obscured. On the right side of the screen, a grid of 15 student participants is visible in their respective video feeds. The participants are labeled with their names: Anivartin Daga, Charu Johar, Lavanya Agarwal, Rama Krishnan, Ayaan, Zuhaan, Parthivi Kanoria, Jaiveer Singh, ARYA VEER CHOPRA GR..., Kiaan, Miraaya Singh, vivaan, Jannat, Ishaan Alena, and RamithXXXX. At the bottom of the screen, the Zoom control bar is visible, showing options like Mute, Stop Video, Participants, Chat, Share Screen, Record, Reactions, and a red Leave button.

## Peer Teaching- Class 4



## Peer Teaching- Class 5



## Peer Teaching- Class 6



## Peer Teaching- Class 7

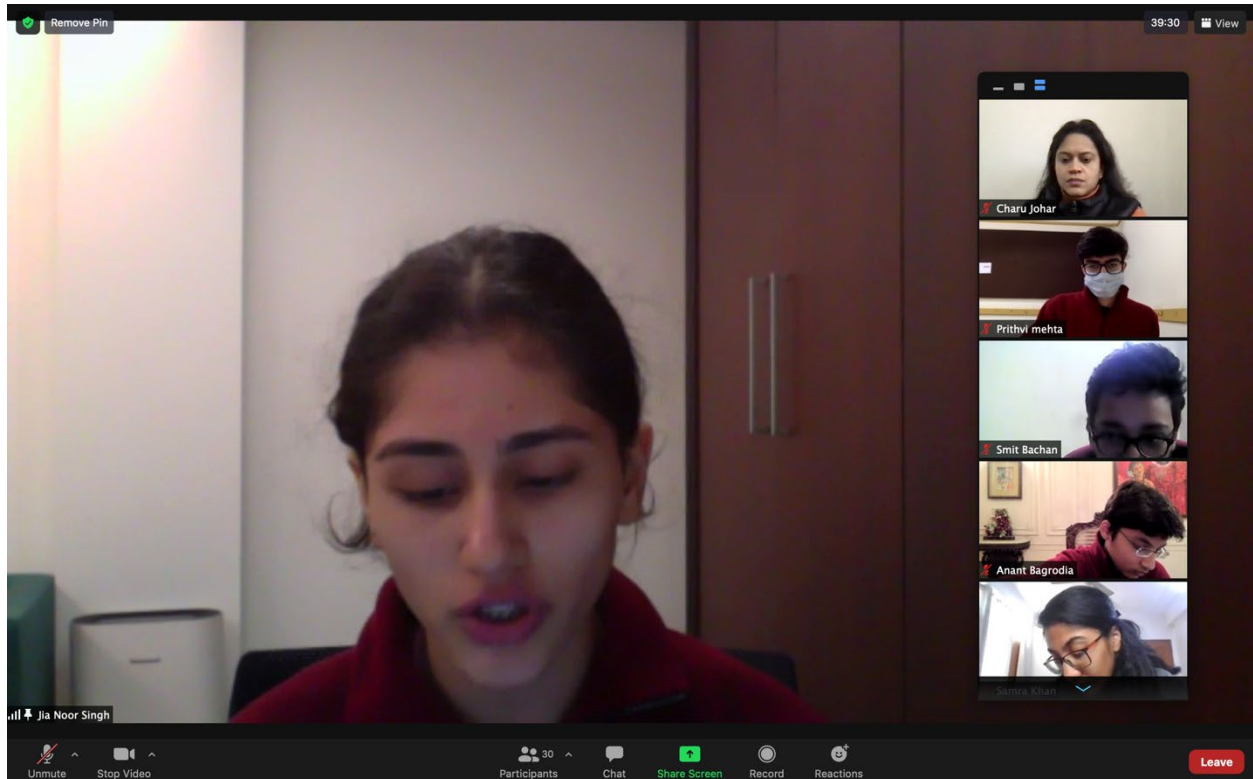




## Debate- Class 8



## Debate- Class 9



## Movies

Class 6 - Science Day

*Lower the paper behind your glass of water*

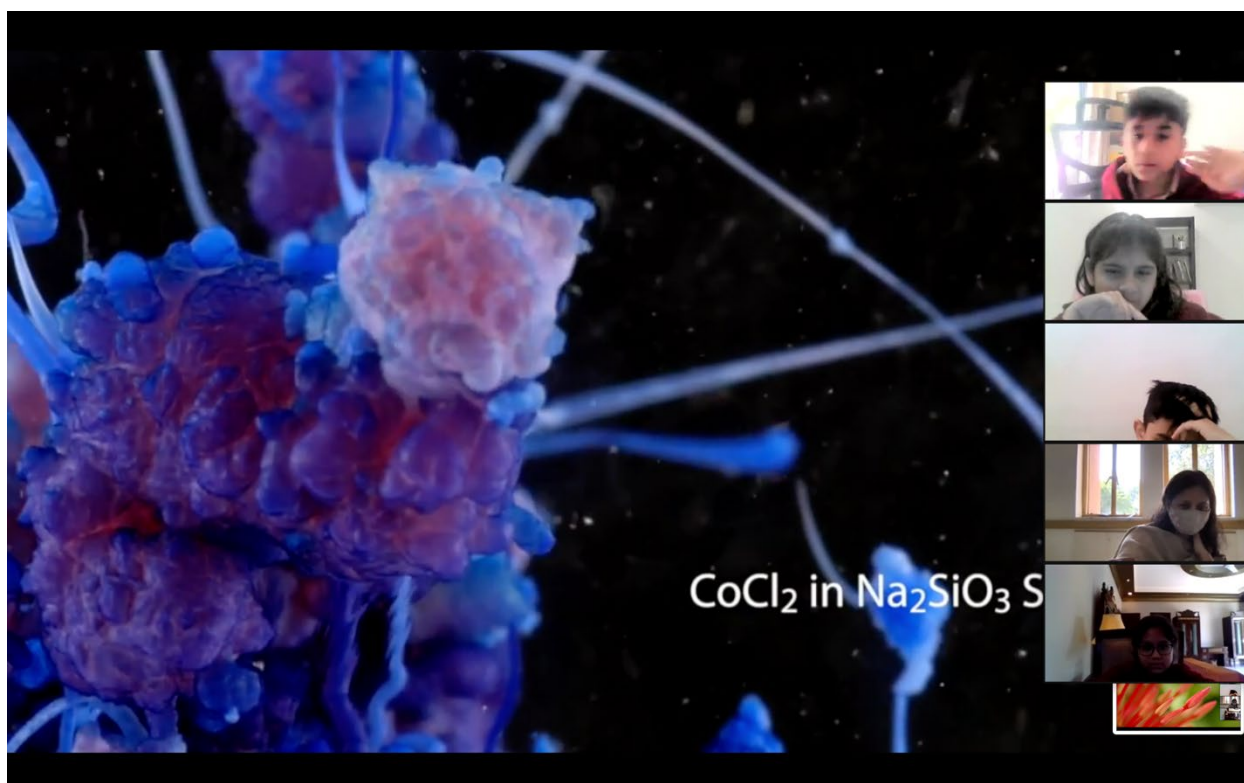
1:44 / 6:50

Scroll for details

Talking:

## Science Magazine





CoCl<sub>2</sub> in Na<sub>2</sub>SiO<sub>3</sub> S

A vertical stack of six small video thumbnails is located on the right side of the main image. The thumbnails show various people in different settings, likely participants in a virtual meeting or lecture. The bottom-most thumbnail shows a person with a red and orange background.